


Personalising your ceremony.....



Sorting Hat Welcome

How about starting your ceremony with a bit of fun by "sorting" the two of you into your Hogwarts houses? We could plan a little light-hearted moment where the Sorting Hat (or a magical-looking version of it!) makes a surprise appearance and declares your house. It's a great way to break the ice, get everyone smiling, and set the tone for a joyful, magical ceremony.

If you like, we can also extend the theme to your guests—perhaps they're sorted into houses as they arrive, using a special sorting chest filled with house-coloured ribbons, scrolls, or tokens. It's a brilliant way to get everyone involved from the very beginning and creates some lovely photo opportunities too!



Wand Exchange Instead of Rings (or in addition!)

Perhaps you might include a wand exchange in place of (or alongside) your ring exchange. Just like rings, wands are powerful symbols in the wizarding world, and exchanging them could be a beautiful way to represent the magic you bring into each other's lives.

Each of you could present a wand to the other, perhaps one you've chosen or even crafted specially. As you exchange them, I would say a few words about how your love is your greatest magic, and how, just like a wand chooses the wizard, you've chosen each other—willingly, wholeheartedly, and forever. It's a wonderfully unique touch, and your wands would make such special keepsakes—something you can display at home as a reminder of your wedding day.



Present the rings on a wand or HP book.

An alternative to the previous idea is to use wands or a Harry Potter book to present your wedding rings.



Unity Potion Ceremony

Another lovely idea to consider is a Unity Potion Ceremony—it's a magical twist on the traditional sand or candle ceremony, and a perfect fit for your Harry Potter-themed day.


During the ceremony, each of you would have a small vial or bottle filled with a different coloured "potion" (it can be as simple as water with food colouring—though we can give it a more magical name, of course!). Together, you pour your potions into one central glass or vessel, watching the colours swirl and mix to create something entirely new—just like your lives, your love, and your shared future. It's such a visual and meaningful moment, and we can pair it with some beautiful words about how your strengths, dreams, and quirks blend together to create a love that's entirely your own. Plus, the potion can be sealed afterwards as a keepsake of your day—a little bottle of magic to take home!



Marauder's Map-style Order of Ceremony

Instead of a traditional program, we could design one that looks just like the Marauder's Map, complete with little footprints leading through the story of your day. Each "stop" on the map could represent a part of your journey together—your first meeting, your adventures so far, the moment you say your vows, and the celebration to follow.

It's such a lovely way to bring your love story to life and set the scene for a magical day. Plus, it makes a gorgeous keepsake for guests (and you!) to treasure. We could even hide a few little inside jokes or Easter eggs on the map for your friends and family to discover—like a secret passage to the cake table or a nod to your Patronuses!



Wand spin to decide who goes first!

Instead of the usual "Who wants to go first?", we could spin a wand (or another magical item— maybe a tiny broomstick or Time Turner!) right there during the ceremony to decide who takes the lead with your vows.

It adds a moment of light-hearted surprise, helps ease any nerves, and gets a giggle from your guests too.

It's a simple, magical way to make even the order of your vows feel like fate is playing a hand... or maybe just a little bit of magic.



Handfasting

Handfasting is a beautiful, symbolic marriage ritual dating back thousands of years and is where the phrase 'tying the knot!' is derived from.

During a handfasting ritual, the couple's hands are bound together, with coloured ribbons and it is a fabulous way to get your guests involved in your ceremony as you can have guests come and place ribbons or use different coloured ribbons to represent the important people in your lives.

You could make this Harry Potter themed by incorporating the 4 house colours and following house values

Gryffindor: Courage, Bravery, Chivalry, and Nerve.

Hufflepuff: Loyalty, Hard Work, Patience, and Fair Play.

Ravenclaw: Intelligence, Wisdom, Creativity, and Learning.

Slytherin: Ambition, Cunning, Leadership, and Resourcefulness.



Love Potion Guest Wishes


Put a magical twist on the traditional guestbook—how about a "Love Potion" guest wish station?

Instead of signing a book, your guests would be invited to write down their wishes, words of wisdom, or little notes for you both on small scrolls or parchment-style cards. Then, they pop them into a special bottle, cauldron or jar - your very own Love Potion No. 2, crafted from the love and good wishes of everyone who's part of your day.

You could even call it a Pensieve, if you prefer—a place to hold your most treasured memories and thoughts. It makes such a lovely keepsake to open on your anniversary (or during a rainy day when you need a little pick-me-up!).

Plus, it's something interactive that your guests will really enjoy—especially if you add a few magical touches like quills.

As your celebrant - I can make sure guests fill this in before your ceremony if your wish.



Take a shot we tied the knot!

Consider incorporating a celebratory shot to toast your love! The "Take a Shot, We've Tied the Knot" tradition is a fun way to celebrate your wedding or vow renewal.

How It Works:

After exchanging vows and sealing your marriage with a kiss, you and your partner can take a shot together. You can also extend the celebration by providing small shots on seats and inviting your wedding party or even all your guests to join in adding a lighthearted, fun moment to the ceremony.

You could serve shots to your guests in potion bottles to keep the Potter theme going.!



Toast

Remember with a celebrant ceremony you are allowed to serve drinks before and during your ceremony so you can also include a toast at the end if you wish!




A Magical Exit

And to finish your ceremony in true wizarding style, how about a magical exit that feels straight out of Hogwarts?

As you walk back down the aisle, your guests could form a wand arch—raising wands overhead to create a sparkling tunnel of love for you to pass through. It's such a magical, feel-good moment and it makes for incredible photos too!

If you'd like something a little more twinkly, we could use bubbles that catch the light like floating spells, or sparklers for an evening ceremony—adding a bit of glimmer and drama as you make your way into your next adventure together.

It's a beautiful way to end your ceremony on a high note, surrounded by the people who love you, celebrating your very own fairy-tale moment.

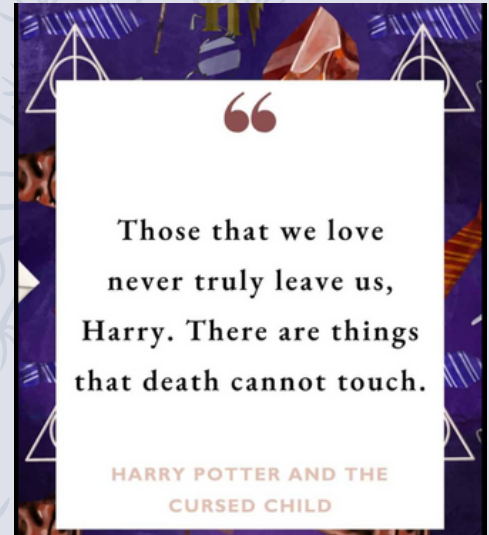


Poems/music./readings

In addition to all the above ideas, you can of course include music, poems, readings, quotes from the Potter books and films.

The Unbreakable Vow:

And finally, the unbreakable vow. The vow which when made with another person, would cause one to die if broken. That is how I feel making this vow with you. I would rather die than break the vow I am about to ask you to embark on with me. I plan on being with you, if you accept, for the rest of my life. If you are ready to embark on this great adventure with me, you may open this door... and hopefully make me the happiest man in the world.



I'm also open to any other creative or unique rituals - If it's legal I'm happy to give it a go!

Happy wedding planning!



Deb